

# SILHOUETTE XL 1/4" Reveal / 1/8" Reveal 9/16" Bolt-Slot Systems



## Key Selection Attributes

- Hot dipped galvanized coating inhibits red rusting better than electrogalvanized or painted systems
- Rotary-stitched during manufacture by a patented method\*\* for additional torsional strength and extra stability

ity during installation; maintains size and shape of reveal when cutting perimeter tees

- Choice of 1/4" or 1/8" reveal
- XL (staked-on end detail) cross tees provide secure locked connection; fast and easy to install/remove

## Typical Applications

- Offices
- Schools
- Retail
- Hospitality

**Recycled Content:**

**25%**

**Colors**  
See pg.76

## Visual Selection

## Performance Selection

GRID FACE	ITEM NUMBER	DESCRIPTION	DIMENSIONS	HANGER SPACING* LBS./LIN. FT.		FIRE/ FLAME	FIRE GUARD ITEM #	FIRE GUARD HANGER SPACING* LBS./LIN. FT.		ASTM/ DUTY CLASS
				4 Ft.	5 Ft.			4 Ft.	5 Ft.	
<b>SILHOUETTE - 1/4" REVEAL</b>										
9/16"	7601	12' HD Main Beam - Notched 24" OC	144 x 9/16 x 1-3/4"	16.35	7.80	-	-	-	-	HD
9/16"	7600 804042	12' ID Main Beam - Notched 24" OC	144 x 9/16 x 1-3/4" 3600mm x 15mm x 44mm	13.10	6.61	-	-	-	-	ID
9/16"	7602	10' ID Main Beam - Notched 24" OC	120 x 9/16 x 1-3/4"	13.10	6.61	-	-	-	-	ID
9/16"	7606	120" ID Main Beam - Notched 30" OC	120 x 9/16 x 1-3/4"	13.10	6.61	-	-	-	-	ID
9/16"	XL7650	5' Cross Tee - Unnotched	60 x 9/16 x 1-3/4"	9.00	-	-	-	-	-	-
9/16"	XL7655	5' Cross Tee - Center Notched, both sides	60 x 9/16 x 1-3/4"	7.00	-	-	-	-	-	-
9/16"	XL7640	4' Cross Tee - Unnotched	48 x 9/16 x 1-3/4"	14.11	-	-	-	-	-	-
9/16"	XL7645 803042	4' Cross Tee - Center Notched, both sides	48 x 9/16 x 1-3/4" 1200mm x 15mm x 44mm	12.6	-	-	-	-	-	-
9/16"	XL7646	4' Cross Tee - Center Notch, one side	48 x 9/16 x 1-3/4"	13.01	-	-	-	-	-	-
9/16"	XL7670	30" Cross Tee - Unnotched	30 x 9/16 x 1-3/4"	47.76	-	-	-	-	-	-
9/16"	XL7620 802042	2' Cross Tee	24 x 9/16 x 1-3/4" 600mm x 15mm x 44mm	69.69	-	-	-	-	-	-
9/16"	XL7610	1' Cross Tee	12 x 9/16 x 1-3/4"	69.69	-	-	-	-	-	-
<b>SILHOUETTE - 1/8" REVEAL</b>										
9/16"	76018	12' HD Main Beam - Notched 24" OC	144 x 9/16 x 1-3/4"	16.35	7.80	-	-	-	-	HD
9/16"	76008 814042	12' ID Main Beam - Notched 24" OC	144 x 9/16 x 1-3/4" 3600mm x 15mm x 44mm	13.10	6.61	-	-	-	-	ID
9/16"	76028	10' ID Main Beam - Notched 24" OC	120 x 9/16 x 1-3/4"	13.10	6.61	-	-	-	-	ID
9/16"	76068	120" ID Main Beam - Notched 30" OC	120 x 9/16 x 1-3/4"	13.10	6.61	-	-	-	-	ID
9/16"	XL76508	5' Cross Tee - Unnotched	60 x 9/16 x 1-3/4"	9.00	-	-	-	-	-	-
9/16"	XL76558	5' Cross Tee - Center Notched, both sides	60 x 9/16 x 1-3/4"	7.00	-	-	-	-	-	-
9/16"	XL76408	4' Cross Tee - Unnotched	48 x 9/16 x 1-3/4"	14.11	-	-	-	-	-	-
9/16"	XL76458 813042	4' Cross Tee - Center Notched	48 x 9/16 x 1-3/4" 1200mm x 15mm x 44mm	12.60	-	-	-	-	-	-
9/16"	XL76468	4' Cross Tee - Center Notch, one side	48 x 9/16 x 1-3/4"	13.01	-	-	-	-	-	-
9/16"	XL76708	30" Cross Tee - Unnotched	30 x 9/16 x 1-3/4"	47.76	-	-	-	-	-	-
9/16"	XL76208 812042	2' Cross Tee	24 x 9/16 x 1-3/4" 600mm x 15mm x 44mm	69.69	-	-	-	-	-	-
9/16"	XL76108	1' Cross Tee	12 x 9/16 x 1-3/4"	69.69	-	-	-	-	-	-
<b>Molding</b>										
9/16"	7804	12' Hemmed Angle Molding	144 x 9/16 x 15/16"	-	-	-	-	-	-	-
9/16"	7824	Shadow Molding	120 x 9/16 x 15/16"	-	-	-	-	-	-	-
<b>Accessories</b>										
-	MCC4	1/4" Miter Closure Clip	-	-	-	-	-	-	-	-
-	MCC8	1/8" Miter Closure Clip	-	-	-	-	-	-	-	-

\* Simple Span  
\*\* U.S. and Foreign Patents

ASTM Class  
HD - Heavy-duty  
ID - Intermediate-duty  
LD - Light-duty

**SHANGHAI**  
Phone: (8621) 6391 3366  
Fax: (8621) 6391 3399

**BEIJING**  
Phone: (8610) 6510 2818  
Fax: (8610) 6510 2821

[www.armstrong-asia.com](http://www.armstrong-asia.com)

**GUANGZHOU**  
Phone: (8620) 8375 3862  
Fax: (8620) 8375 3861

**HONG KONG**  
Phone: (852) 2585 7800  
Fax: (852) 2598 7113

# SILHOUETTE XL 1/4" Reveal / 1/8" Reveal

## 9/16" Bolt-Slot Systems



### Physical Data

**Material**

Hot dipped galvanized steel

**Surface Finish**

Baked polyester paint

**Cross Tee/Main Beam Interface**

Mitered

**End Detail**

Main Beam: Coupling

Cross Tee: Staked-on clip

**Warranty**

See pages 92-93 for details

### Color Selection

**ColorReady**



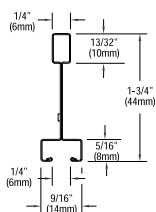
White (WH)

NOTE: Items 7600, XL7640, XL7645, XL7620 are available in black reveal.

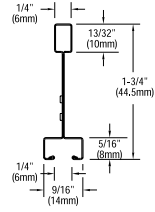
OPTIMA with SILHOUETTE XL 9/16" with 1/4" Reveal Bolt-Slot grid

### Details

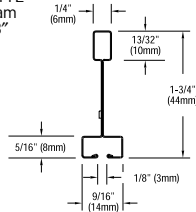
SILHOUETTE Main Beam with 1/4" Reveal



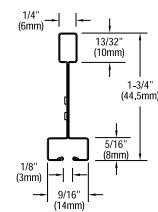
SILHOUETTE XL Cross Tee with 1/4" Reveal



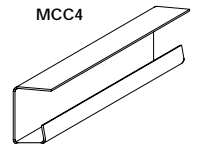
SILHOUETTE Main Beam with 1/8" Reveal




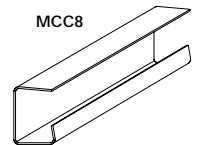
SILHOUETTE XL Cross Tee with 1/8" Reveal




MCC4



MCC8




SILHOUETTE 9/16" Bolt-Slot System with 1/8" Reveal



SILHOUETTE 9/16" Bolt-Slot System with 1/4" Reveal



SILHOUETTE Main Beam



SILHOUETTE XL Cross Tee

