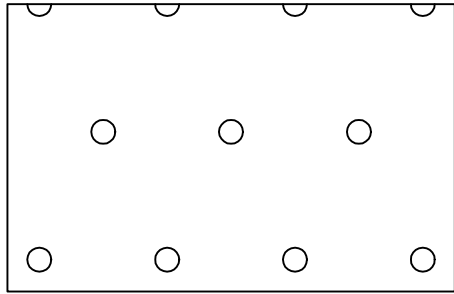



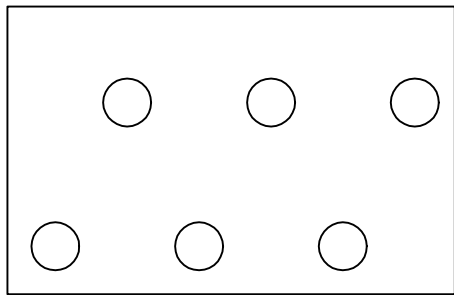
①




②



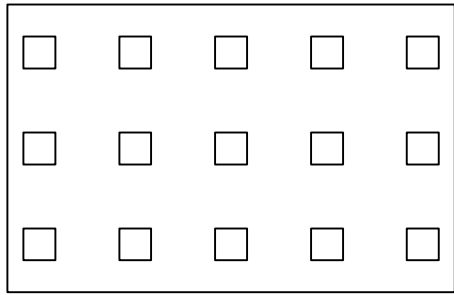
③



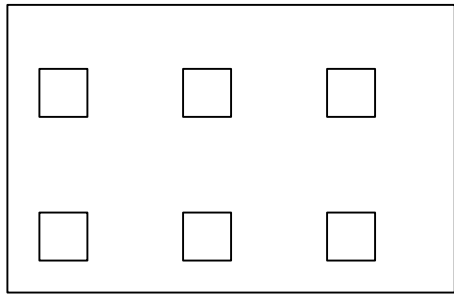
④



⑤



⑥



⑦

Legend Box:

1. Perforated Panel (R062)
Perforations: 1/16" Dia. @ 1/4" O.C.
6% Opening
2. Perforated Panel (R188)
Perforations: 3/16" Dia. @ 1" O.C.
4% Opening
3. Perforated Panel (R250)
Perforations: 1/4" Dia. @ 0.32" O.C.
58% Opening
4. Perforated Panel (R375)
Perforations: 3/8" Dia. @ 1 1/8" O.C.
9% Opening
5. Unperforated Panel (UPA)
Perforations: None
6. Perforated Panel (S250)
Perforations: 1/4"x 1/4" @ 3/4" O.C.
11% Opening
7. Perforated Panel (S375)
Perforations: 3/8"x 3/8" @ 1 1/8" O.C.
11% Opening

DATE: 5.13.99

REVISED: 8.02.01

NOTE: All designs are copyrighted by Armstrong World Ind., Inc. 1998. These drawings show typical conditions only. They are not a substitute for an architect's plan and do not reflect the unique requirements of local building codes. Complete guide specifications for Armstrong ceiling systems are available through your Armstrong representative.

SERPENTINA PANELS

For More Information Call: 1-877-ARMSTRONG

