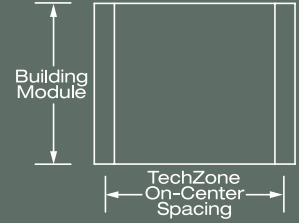


# Easy to specify



























TechZone™ Ceiling Systems are easy to specify and install. Simply follow these steps when designing and specifying your TechZone application.

1. Select your ceiling module (4' or 5').
2. Determine the on-center spacing for the linear technical zones.
3. Choose the desired size and edge detail for the field ceiling panels.
4. Select a TechZone compatible suspension system.
5. Select technical panel material and edge detail.



## Field Panel Options

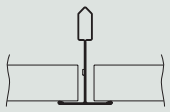
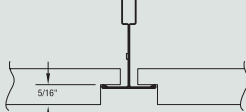
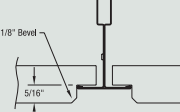
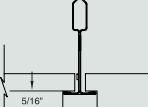
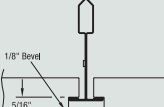
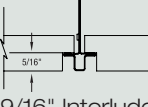
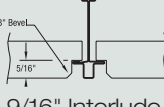
TechZone field panels can be either Optima® or Ultima®. They are available in a wide variety of sizes to accommodate 4' and 5' building modules and TechZone on-center spacing from 4' to 10'-6".

Select your ceiling module	Select your TechZone on-center spacing	Select your field panel material and size	
		Optima	Ultima
4'	4'-0"	 21"x24" <sup>**</sup>  24"x42" <sup>**</sup>  42"x48" <sup>**</sup>	
4'	4'-6"	 24"x24" <sup>**</sup>  24"x48" <sup>**</sup>  48"x48" <sup>**</sup>	 24"x24" <sup>**</sup>  24"x48" <sup>**</sup>
4'	6'-6"	 24"x24" <sup>**</sup>  24"x72" <sup>**</sup>	 24"x24" <sup>**</sup>
4'	7'-6"	 42"x48" <sup>**</sup>	
4'	8'-6"	 24"x24" <sup>**</sup>  48"x48" <sup>**</sup>  24"x96" <sup>**</sup>	 24"x24" <sup>**</sup>
5'	5'-0"	 27"x30" <sup>**</sup>  30"x54" <sup>**</sup>  20"x54" <sup>**</sup>	
5'	5'-6"	 30"x30" <sup>**</sup>  20"x60" <sup>**</sup>  30"x60" <sup>**</sup>	 30"x30" <sup>**</sup>
5'	8'-0"	 30"x30" <sup>**</sup>	 30"x30" <sup>**</sup>
5'	10'-6"	 20"x60" <sup>**</sup>	

\*Panels install on 9/16" grid only for all 4'-0" and 5'-0" on-center spacing of technical zone and all 30" x 30" field panels.

## Select your field panel edge detail and suspension system

(All field panels not available in all edge detail options.  
See layouts, pg. 6-14 or selection chart pg. 15.)

Square lay-in Optima or Ultima	Square tegular Optima	Beveled tegular Ultima
 15/16" Prelude®	 15/16" Prelude	 15/16" Prelude
	 9/16" Suprafine®	 9/16" Suprafine
	 9/16" Interlude®	 9/16" Interlude

Suspension system colors have been coordinated with field panels, technical panels and partner fixtures.

## Select your technical panel and its edge detail

Technical panels are available in Optima, Ultima and Metal with Lay-In or Tegular edge detail. All technical panels are 6" wide and they are available in 48" and 60" lengths. Technical panel edge detail options are as follows:

- Optima - Square Tegular or Lay-In edge detail
- Ultima - Beveled Tegular or Lay-In edge detail
- Metal - Square Tegular or Lay-In edge detail

Examples of edge detail options are shown below.

Remember, lighting and diffuser partner products are available with Lay-In and Tegular edge details as well.

## You can specify different field panel edge detail and technical panel edge detail:

- Lay-In field panels with Lay-In technical panels
- Tegular field panels with Tegular technical panels
- Tegular field panels with Lay-In technical panels

