



Recycled Content:
50%
Co-Extruded Aluminum

CLEAN ROOM™ Grid Systems

Available in co-extruded aluminum, Clean Room Grid systems offer a choice of 1-1/2" or 15/16" face to facilitate the use of clean room lay-in panels.

Key Selection Attributes

- Suitable for use in Class 5 or greater without hold down clips (Class 100 clean rooms as defined by ISO Standard 14644-1 (Federal Standard 209E) when used with CLEAN ROOM Mylar and CLEAN ROOM VL

Co-Extruded Aluminum

- Aluminum construction for maximum corrosion resistance and non-magnetic environments
- Lightly textured PVC face, to better match VL Clean Room panels
- Unique, factory applied gasket for better seal between panel and grid
- Staked on main beam splice for easy connections and module control
- Integral hook cross tee end detail for easy connections and module control
- 10-year limited warranty; 30-year with HumiGuard™ Plus

Typical Applications

- Automotive & aerospace
- Computer rooms
- Hospitals
- High tech manufacturing
- Non-magnetic areas

Product Description

Materials

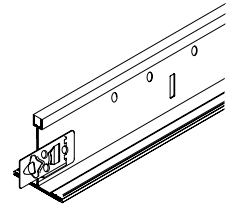
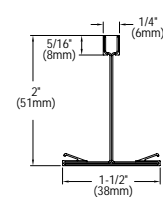
A. General:

ASTM C 635 (Intermediate-duty) main beam classification, co-extruded aluminum. All surfaces are PVC.

B. Components:

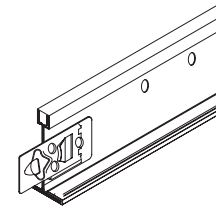
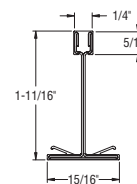
1. Main Beams: co-extruded aluminum construction, 2" profile height and 1-1/2" flange

EA7903 (144", routs 12" OC, Intermediate-duty)



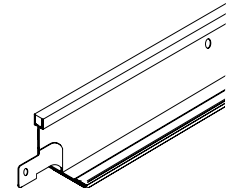
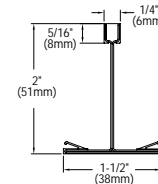
2. Main Beams: co-extruded aluminum construction, 1-11/16" profile height and 15/16" flange

EA7900 (144", routs 12" OC, Intermediate-duty)



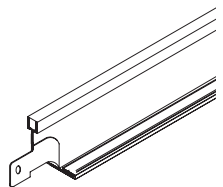
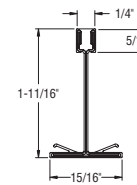
3. Cross Tees: co-extruded aluminum construction, profile height 2" and 1-1/2" flange

EA7947 (48", center rout)
 EA7927 (24")



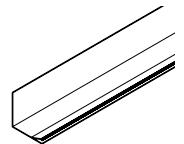
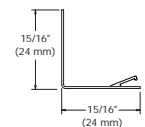
4. Cross Tees: co-extruded aluminum construction, 1-11/16" profile height and 15/16" flange

EA7940 (48", center rout)
 EA7920 (24")



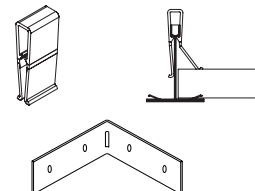
5. Wall Molding: co-extruded aluminum

EA7801 (144", extruded angle molding, nominal 15/16" x 15/16")



6. Accessories:

- CHDC - PVC Hold Down Clip – use with Co-Extruded Aluminum Clean Room Grid.
- XTAC – Cross Tee Adapter Clip – hot dipped galvanized steel, use to attach field cut cross tees to main beams



CLEAN ROOM Grid Systems



Physical Data

Material

Co-Extruded Aluminum with PVC face – Gasketed

Surface Finish

PVC

Cross Tee/Main Beam Interface

Co-Extruded Aluminum Clean Room – Flush Fit

End Detail

Main Beam: Staked-on clip

Cross Tee: Integral hook

Main Beam Load Test Data

MAIN BEAMS	LENGTH	WEB HEIGHT	ASTM CLASS	HANGER SPACING (Lbs./L.F. Simple Span)**	
				4'	5'
EA7903	144"	2"	Intermediate-duty	15.9	8.4
EA7900	144"	1-11/16"	Intermediate-duty	14.0	—

Cross Tee Load Test Data

CROSS TEE	LENGTH	WEB HEIGHT	HANGER SPACING (Lbs./L.F. Simple Span)**	
			4'	2'
EA7947	48"	2"	18.4	—
EA7927	24"	2"	96.0	—
EA7940	48"	1-11/16"	12.25	—
EA7920	24"	1-11/16"	—	83.66

Seismic Performance

MAIN BEAMS	MINIMUM LBS. TO PULL OUT COMPRESSION/TENSION
EA7903, EA7900	294.6

CROSS TEES	MINIMUM LBS. TO PULL OUT COMPRESSION/TENSION
*EA7947, EA7927	492.4
EA7940, EA7920	—

*Note: Requires use of #6 Phillips self-tapping screw through cross tee end detail.

ICC Reports

Co-Extruded Aluminum Clean Room Grid ICC report is pending.

NOTE: Specify light fixtures designed to install with 1-1/2" face suspension systems when using 1-1/2" face product to allow for fixture maintenance

Compatible Light Fixtures:	MANUFACTURER	ITEM #
	Lithonia	CLRM-150 SRT-2x4_F MP4270
	Guth	KLEENSEAL KRT 200
	Clean Air Solutions	CR*-xxx-ESB
	Morlite	CRGHEPA24 Series

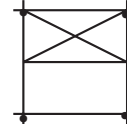
Color Selection

WH - White

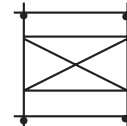
Maximum Fixture Weight

A. Main Beam to Main Beam

Main Beam ↑
Hanger Wire (+)



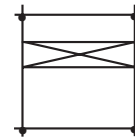
1. Fixture* 24" x 48"
2. Planning Module 48" x 48"
3. Hanger Spacing 48"
4. Item EA7903 100.0 lbs.



1. Fixture* 24" x 48"
2. Planning Module 48" x 48"
3. Hanger Spacing 48"
4. Item EA7903 70.0 lbs.



1. Fixture* 12" x 48"
2. Planning Module 48" x 48"
3. Hanger Spacing 48"
4. Item EA7903 100.0 lbs.



1. Fixture* 12" x 48"
2. Planning Module 48" x 48"
3. Hanger Spacing 48"
4. Item EA7903 69.0 lbs.

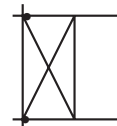
Main beams tested as follows:

7907 tested at 17.9 lbs./lin. ft. to 1/360 of 4' span.

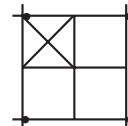
EA7903 tested at 15.9 lbs./lin. ft. to 1/360 of 4' span.

B. Cross Tee to Cross Tee

Main beams ↑
Hanger Wire (+)



1. Fixture* 24" x 48"
2. Planning Module 48" x 48"
3. Hanger Spacing 48"
4. Item EA7947 100.0 lbs.



1. Fixture* 24" x 24"
2. Planning Module 48" x 48"
3. Hanger Spacing 48"
4. Item EA7947 100.0 lbs.

48" cross tees tested as follows:

EA7947 tested at 18.4 lbs./lin.ft. to 1/360 of 4' span.

*Fixtures weighing more than 56 lbs. should be independently supported. Fixture weight is based on single fixture only. For end-to-end fixtures or other configurations not shown, consult your Armstrong representative.

NOTE: The above data is based on 48" hanger wire spacing, board weight of 1 lb./sq. ft., maximum deflection of tees not to exceed 1/360 of the span, and suspension system installed in accordance with ASTM C 636.

**To derive maximum lbs./SF, divide the on-center spacing of the component into the lbs./LF given in the load test data table.