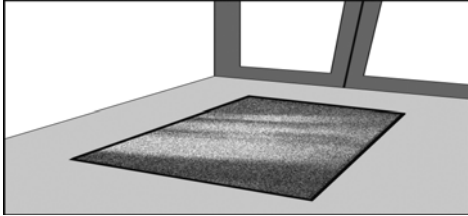







# DLW Linoleum with PUR Surface Cleaning and Care Recommendation



Adequately dimensioned textile-based clean walkway zones (at least 2 to 3 paces long) protect the floor covering against fine dust and moisture. If the clean walkway zones are regularly cleaned, they protect the floor covering, thus increasing its utility and reducing cleaning costs in the property.

Type of cleaning		Cleaning materials and equipment
<b>Completion of installation cleaning</b>		
<ul style="list-style-type: none"> <li>Machine cleaning of floor covering</li> <li>Rinse with clean water</li> </ul> <p>Factory-applied PUR will not be removed by basic cleaning.</p>		<ul style="list-style-type: none"> <li>Single-disk machine, 150 – 180 RPM max.</li> <li>Scrubbing brush or red 3M pad</li> <li>Neutral or alcohol-based cleaner as required</li> </ul>
<b>Maintenance</b>		
Principally not necessary		-----
<b>Routine cleaning</b>		
<p><b>Low degree of contamination and/or loose-lying dirt</b></p> <ul style="list-style-type: none"> <li>Remove by vacuum cleaning/ brushing and/or by moist mopping</li> </ul> <p><b>Heavy, strongly sticking contamination</b></p> <ul style="list-style-type: none"> <li><u>Smaller areas:</u> Spray until moist and collect loosened dirt with cleaning cloths</li> <li><u>Larger areas:</u> use the twin-bucket mopping method or a suitable scouring vacuum cleaning machine</li> </ul> <p><b>Scuff marks, heel marks</b></p> <ul style="list-style-type: none"> <li>First treat affected floor covering areas with spray cleaner</li> <li>Then machine polish</li> </ul>	   	<ul style="list-style-type: none"> <li>Vacuum cleaner</li> <li>Disposable mopping pads</li> <li>Mop and mop head covering</li> <li>Neutral or alcohol-based cleaner</li> <li>Neutral or alcohol-based cleaner and spray bottle</li> <li>Mop and mop head covering</li> <li>Twin bucket and mop head covering</li> <li>Neutral or alcohol-based cleaner</li> <li>Disinfectant cleaner</li> <li>Scouring vacuum cleaning machine</li> <li>Automatic cleaning machine for linoleum</li> <li>Spray cleaner</li> <li>Single-disk machine, 300 – 1000 RPM.</li> <li>Polishing pad, e.g. beige or red 3M pad</li> </ul>

# DLW Linoleum with PUR Surface Cleaning and Care Recommendation

**Please note:**

Abrasive overstraining of the floor covering, which is caused for example by sharp-edged furniture, the amount of dirt present (e.g. sand, little stones), permanent push and drive movements always on the same area, are extreme strains, which no floor covering can resist without damage in the length of time. To avoid an early wear of the floor covering in such areas, applying a maintenance coating can protect the floor covering.

The adequacy of the maintenance dispersion / emulsion has to be agreed with the particular producer.

**Maintenance is possible if necessary**

- Machine cleaning of floor covering
- Twice-applied polymer dispersion, disinfectant-resistant if necessary
- Sufficient drying time must be allowed between applications



- Single-disk machine, 150 – 180 RPM max. and green 3M Pad
- Polymer dispersion, surface disinfectant-resistant if necessary
- Mop and mop head covering

**Protective film restoration** – This method requires a multilayered protective film coating!

- Covering areas are partially or fully buffed to give an even matt surface to the existing protective film / coating
- Remove dust
- Apply a protective film
- If application is only partial, the cross-over areas must be matched up by polishing



- Single-disk machine (e.g. Nilfisk 545) with at least 300 RPM.
- Polishing pad, e.g. blue or green 3M pad
- Mop
- Polymer dispersion / Maintenance emulsion
- Single-disk machine with at least 300 RPM.
- Polishing pad, e.g. beige or red 3M pad

**Special notes:**

- After completing laying work, the floor covering areas should be protected against damage, contamination and scratching in areas that are heavily frequented during the building phase by using protective coverings. The compatibility of adhesive tape with linoleum should be checked with the tape manufacturer before use.
- Raised floors are treated by wet mopping or with disposable mopping pads and the spray cleaner method used if necessary.
- To avoid damage to the floor, we recommend that, in accordance with EN 12529, chair castors of type "W" and soft furniture gliders (felt or soft light-coloured plastic) be used. Chair and furniture floor contact areas must not have sharp edges. Chair rolls and conductors as well as furniture footprints have to be cleaned and maintained regularly.
- Prolonged contact with coloured rubber, particularly if black, can cause colouration of elastic floor coverings, which cannot be removed. To avoid this, we recommend the use of underlay plates or suitable rollers (PUR or another suitable material).
- The anti-slip properties of a floor covering are significantly affected by the amount of dirt present, the frequency of cleaning as well as the cleaning and care materials used. A reduction in cleaning activity can therefore lead to various potential hygiene and safety issues.
- For cleaning and installation recommendation please have a look in [www.armstrong.eu](http://www.armstrong.eu)