

**CONSTRUCTION
UPGRADE
OPTIONS**

**ALLWOOD & EXTREME CONSTRUCTION
END PANEL UPGRADES**

- Matching Oak, Maple or Cherry veneer plywood finished exterior end panels
- Interior is clear coat Birch veneer plywood
- Upgrade includes both left and right end panels

Wall Cabinet Matching Veneer Plywood End Panels	LIST PRICE UPCHARGE AMOUNT SHOWN IN PRICE BOOK WHERE AVAILABLE
Base Cabinet Matching Veneer Plywood End Panels	LIST PRICE UPCHARGE AMOUNT SHOWN IN PRICE BOOK WHERE AVAILABLE
Tall Cabinet Matching Veneer Plywood End Panels	LIST PRICE UPCHARGE AMOUNT SHOWN IN PRICE BOOK WHERE AVAILABLE

**PREMIER CONSTRUCTION
END PANEL UPGRADES**

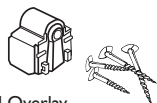
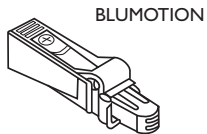
- Matching Oak, Maple or Cherry veneer plywood finished exterior end panels
- Interior is clear coat Birch veneer plywood
- Upgrade includes both left and right end panels

Wall Cabinet Matching Veneer Plywood End Panels	LIST PRICE UPCHARGE AMOUNT SHOWN IN PRICE BOOK WHERE AVAILABLE
Base Cabinet Matching Veneer Plywood End Panels	LIST PRICE UPCHARGE AMOUNT SHOWN IN PRICE BOOK WHERE AVAILABLE
Tall Cabinet Matching Veneer Plywood End Panels	LIST PRICE UPCHARGE AMOUNT SHOWN IN PRICE BOOK WHERE AVAILABLE

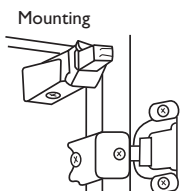
DOVETAIL DRAWER UPGRADES

- 5/8" thick (16mm) solid Beech hardwood with dovetail joints available for AW Allwood and PR Premier construction series
- Drawer bottoms are 3/16" thick (5mm) multi-ply hardwood Birch plywood inserted into dado in front, back and sides
- Drawer bottoms are glued and stapled
- Full access undermount drawer guide features:
 - + Vertical drawer adjustment on drawer guide bottom behind drawer front
 - + Self adjust in rear mounting brackets
 - + Built-in stop, self closing and stay closed feature
 - + 75lb rated load capacity
- Available in 24", 21" and 18" deep cabinets
- * Use for DB30 and DB36 cabinets on the deep drawers only. Automatically comes with soft-close (SC) action for 100lb rated load capacity

Dovetail Drawer (includes undermount guides)	LIST PRICE UPCHARGE AMOUNT SHOWN IN PRICE BOOK WHERE AVAILABLE
* Large Dovetail Drawer (includes soft-close undermount guide)	LIST PRICE UPCHARGE AMOUNT SHOWN IN PRICE BOOK WHERE AVAILABLE
Soft-close Drawer Feature (must order dovetail drawers)	LIST PRICE UPCHARGE AMOUNT SHOWN IN PRICE BOOK WHERE AVAILABLE



Partial Overlay
Spacer and Screws



Mounting

SOFT-CLOSE DOOR DAMPENER UPGRADE

- Adjustable smooth door closure provided by soft-close technology.
- For Use with all standard reveal and full overlay door styles.
- Not for use in BEC24, all WEC's, and BTC12 cabinets.
- Not recommended for use in BRC33, BRC36, BSQC36 and CAR36 cabinets.
- One required per door except tall UC and PC doors require two per door on top and bottom.
- Includes mounting hardware and spacer to be used for standard reveal door styles only.
- Offered individually in poly bag for field installation only.
- Mounts on frame of cabinet on hinge side independent of hinge

SCD Soft-close door dampener LIST PRICE ADD PER DOOR
(shipped separately field installation) SEE PRICE BOOK

CONSTRUCTION UPGRADE OPTIONS

OTHER CONSTRUCTION OPTIONS

Finished Interior LIST PRICE UPCHARGE AMOUNT
SHOWN IN PRICE BOOK WHERE AVAILABLE

Altered Non Standard Depth LIST PRICE UPCHARGE AMOUNT
SHOWN IN PRICE BOOK WHERE AVAILABLE

Full Depth Shelves LIST PRICE UPCHARGE AMOUNT
SHOWN IN PRICE BOOK WHERE AVAILABLE

GLAZE AND PREMIUM PAINT FINISH OPTIONS

Glaze Finish on Premier Construction 15% LIST PRICE UPCHARGE

Glaze Finish on Allwood Construction *20% LIST PRICE UPCHARGE
(*Includes dovetail drawer and undermount guide at N/C)

Vanilla Cream Finish on Premier or Allwood Construction 20% LIST PRICE UPCHARGE

Vanilla Cream Glaze Finish on Premier Construction 20% LIST PRICE UPCHARGE

Vanilla Cream Finish on Allwood Construction *25% LIST PRICE UPCHARGE
(*Includes dovetail drawer and undermount guide at N/C)

FINISH UPGRADE OPTIONS

www.armstrong.com