



PeakForm™ / Prelude® XL²

The Solutions You Need... The Performance You Can Trust™

PEAKFORM™ / PRELUDE® XL²
24mm EXPOSED TEE SYSTEM

PeakForm™ – Strong, Easy to Use

The new high performance main runner has been engineered to provide a more stable, stronger, easier to use product, together with a hot-dipped galvanised steel coating for extra protection. It is rotary stitched and double hemmed for better handling during installation and more resistance to damage by other trades after installation.

Superlock – Locked security

Mainbeam connections are easy, more secure alignment and with improved stability. With a lateral connect and disconnect, it is easier to install and remove in low clearance areas or in the centre of a room. Staked-on XL² clip detail allows easy cross tee removal and remounting.

Convenience

- Single-source ceilings and suspension systems.
- PeakForm cartons are easier to handle.

Value

- 10-year limited warranty.
- 15-year limited warranty when used with any Armstrong RH90 / RH99® ceiling panels.

Colour Finish

- White to approximate Armstrong ceiling panels.

Product Description

Materials

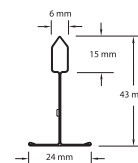
A. General:

Commercial quality hot dipped galvanised steel. Exposed surfaces chemically cleansed, capping prefinished in baked polyester paint.

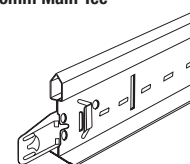
B. Components:

1. Main Tee: Double web construction, profile height 43mm, top bulb with a peaked profile, and 24mm bottom flange with prefinished steel capping.

- BP734042 (3600mm, punch spacing 100mm centres, hanger wire hole spacing 50mm, 0.28mm gauge), bulb height 15mm, bulb width 6mm

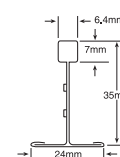


3600mm Main Tee

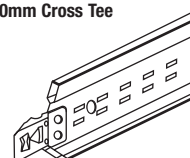


2a. Cross Tee 1200mm: Double web construction, profile height 35mm with rectangular top bulb and 24mm bottom flange with prefinished steel cap and override at each end.

- BP313052 (1200mm, punch spacing 300mm centres, 0.30mm gauge)

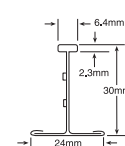


1200mm Cross Tee

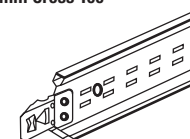


2b. Cross Tee 600mm: Double web construction, web height 30mm with rounded top bulb, 24mm bottom flange with prefinished steel cap and override at each end.

- BP312022 (600mm, 0.27mm gauge)

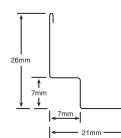


600mm Cross Tee

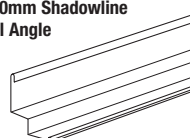


3. Wall Angles: Hemmed edge with prefinished exposed flanges.

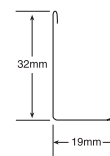
- BP 784003 (3600mm, shadowline wall angle, 26mm x 21mm)



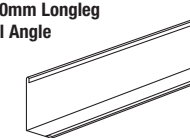
3600mm Shadowline Wall Angle



- BPT 1932 (3600mm wall angle, 32mm x 19mm)



3600mm Longleg Wall Angle



4. Suspension Clip:
Function: Connects threaded rod to main tee.

- TR Clip

Suspension Clip



7. Suspension Clip:
Function: Connects 5mm rod to main tee. Uses: Allows adjustable grid plane height and reuse of existing rod in renovations

- 2424

Suspension Clip



5. 2.5mm Wire – Suspension:
5.0mm Rod – Suspension:
Rod for use with #2424
5.00 Threaded Rod.

- N/A

Suspension Wire
Suspension Rod

8. Beam End Retaining Clip:
Function: Joins main tee or cross tee to wall angle. No visible connection. Use: Speeds attachment of tee sections.

- 7893

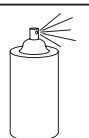
Beam End Retaining Clip



6. Touch up Paint:
Function: For use in rectifying scratches/scrapes on grid capping.

- 7895

Touch up Paint – White



9. Hold Down Clip:
Function: Locks under bulb of grid member to prevent upward movement of panel.

- 7875

Hold Down Clip



PeakForm™ / Prelude® XL²



Specifications

Scope

The contractor to furnish all materials, labour and equipment for the erection of the exposed ceiling system where so indicated on the architectural drawings.

Material

The two-way exposed hot dipped galvanised steel ceiling suspension system shall be Armstrong PeakForm/Prelude XL², nominal 24mm two-way exposed ceiling suspension system. All materials supplied by Armstrong meet the requirements of Australian Standard 2785-2000 "Suspended Ceilings Design and Installation".

Perimeter Detail

Where exposed members of the ceiling grid system come in contact with the Standard Wall Angle or Shadowline Wall Angle. Grid members may be fixed to the wall angle using a Beam End Retaining Clip.

Installation

The Main Tee shall be hung with a 5mm galvanised rod and clip system or 2.5mm wire, accurately levelled. Suspension points shall be spaced at 1200mm* centres along the Main Tee. Cross Tees shall intersect and be positively locked to Main Tees. Panel Hold Down Clips to be used as required. Wall angle shall be securely fastened to the wall providing a

true and level edge. Hangers, Main Tees and Cross Tees shall be spaced so as not to exceed the design ceiling load or as may otherwise be required to prevent deflection in excess of 1/360 of the span of the spacers or Main Tees. Where light fittings, air conditioning fixtures etc are to be supported by the grid system, extra hangers may be required. Down bracing to be incorporated in ceiling systems when used externally or adjacent to opening prone to sudden uplift caused by external wind forces.

* For suspension points greater than 1200mm centres along the Main Tee, contact your local Armstrong representative for load ratings.

Maximum Fixture Weight

HANGER WIRE #12 GAUGE (Approx 2.5mm)

Diameter: 2.5mm wire

Safe Load: 143kg

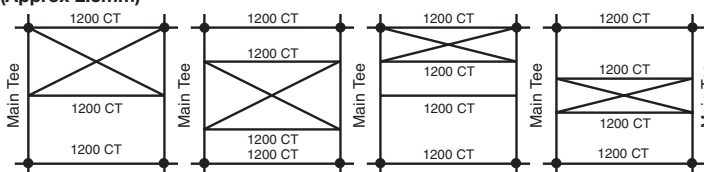
Breaking Load: 174kg

1. FIXTURE* (mm) 1200 x 600
2. PLANNING MODULE (mm) 1200 x 1200
3. HANGER SPACING (mm) 1200
4. BP734042 LOAD (Light fixture) 33kg

Main Tee BP734042 tested as follows:

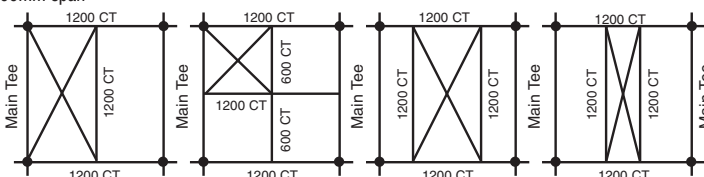
5.78 kg/Lin 300mm to 1/360 of 1200mm span

Main Tee to Main Tee



- | | | | |
|-------------|-------------|------------|-------------|
| 1200 x 600 | 1200 x 600 | 1200 x 300 | 1200 x 300 |
| 1200 x 1200 | 1200 x 1200 | 1200 x 600 | 1200 x 1200 |
| 1200 | 1200 | 1200 | 1200 |
| 33kg | 33kg | 33kg | 25kg |

Cross Tee to Cross Tee



- | | | | |
|--|-------------|-------------|-------------|
| 1. FIXTURE* (mm) 1200 x 600 | 1200 x 600 | 1200 x 600 | 1200 x 300 |
| 2. PLANNING MODULE (mm) 1200 x 1200 | 1200 x 1200 | 1200 x 1200 | 1200 x 1200 |
| 3. HANGER SPACING (mm) 1200 | 1200 | 1200 | 1200 |
| 4. BP313052 LOAD (Light fixture) 23.05kg | 28.03kg | 16.64kg | 13.94kg |

Cross Tee BP313052 tested as follows:

4.45 kg/Lin 300mm to 1/360 of 1200mm span

Connection Strength (SEISMIC)

Main Tee

BP734042

Minimum KGS to Pull Out Compression/Tension

149 kg (329 lbs)

Cross Tees

All cross tees exceed 136 kg (300 lbs) in both compression/tension.

Maximum Allowable Load: 18.33 kg/m²

- Main Tees at 1200mm centres
- Cross Tees 1200mm at 600mm spacing
- Suspension points spaced at 1200mm on Main Tee

*Note: Fixtures and other designed live loads weighing more than 25kg should be independently supported. Fixture weight is based on single fixture only.

The above data is based on 1200mm hanger wire spacing, board weight of 4.8kg/m², maximum deflection of tees not to exceed 1/360 of the span and suspension system installed in accordance with AS2785-2000.

Packaging

	LENGTH	PCS/CTN	L/M/CTN	WEIGHT/CTN		LENGTH	PCS/CTN	L/M/CTN	WEIGHT/CTN
Main Tee	3600	20	72	23kg	Shadowline Wall Angle	3600	30	108	32kg
1200 Cross Tee	1200	60	72	20kg	Beam End Retaining Clip	-	200	-	-
600 Cross Tee	600	60	36	7.5kg	Suspension Clip	-	100	-	-
Wall Angle BPT 1932	3600	30	108	25kg	Hold Down Clip	-	200	-	-

Physical Data

Material

Double-web hot dipped galvanised steel & capping

Face Dimension

23.8mm (nominal 24mm)

Profile

Two way exposed tee

Colour

White

Surface Finish

Baked polyester paint

Cross Tee/Main Beam Interface

Override

End Detail

Staked-on end (Cross Tee and Main Tee)

*Standards

Tested to AS2785-2000, NZ4203 (Seismic)

AUSTRALIA

Brisbane (QLD/NT)

Telephone: (617) 3272 0533

Facsimile: (617) 3272 0690

Melbourne (VIC/TAS)

Telephone: (613) 9580 9633

Facsimile: (613) 9587 5139

Sydney (NSW)

Telephone: (612) 9748 1588

Facsimile: (612) 9748 8449

P R CHINA

Beijing

Telephone: (8610) 6510 2818

Facsimile: (8610) 6510 2821

Guangzhou

Telephone: (8620) 8375 3862

Facsimile: (8620) 8375 3861

Hong Kong

Telephone: (852) 2585 7800

Facsimile: (852) 2598 7113

Shanghai

Telephone: (8621) 6391 3366

Facsimile: (8621) 6391 3399

INDONESIA / PHILIPPINES

Telephone: (65) 6358 1083

Facsimile: (65) 6358 1084

MALAYSIA

Telephone: (603) 9131 8335

Facsimile: (603) 9131 8335

SINGAPORE

Telephone: (65) 6358 1082

Facsimile: (65) 6358 1084

TAIWAN

Telephone: (8862) 2786 7258

Facsimile: (8862) 2786 7259

THAILAND

Telephone: (662) 556 0585

Facsimile: (662) 556 0585

Load Capacity for Individual Components

Main Tee	Length	Profile Height	Hanger Spacing	Kgs/300mm
BP734042	3600mm	43mm	1200	5.78
Cross Tee	Length	Profile Height	Hanger Spacing	KGS Simple
BP313052	1200mm	35mm	N/A	4.45
BP312022	600mm	30mm	N/A	10.65

*Note: AS2785 S3.2.2 may require additional hangers.